


Good Fit → Comfort → Easy acceptance

The Field Guard is engineered for comfort:

- It does not touch the face or nose.
- Enough room for the dog to open his mouth and pant.
- Air circulation all around the dog's face.



Fit:

Space allowed around head and nose for air flow, is necessary for cooling and panting:

- Medium and large dogs - 2-3"
- Small dogs 1- 1 1/2"

For your dog's easy acceptance, make these important, yet simple adjustments

1. ELASTIC OPENING

- Should NOT be tight.
- Using cordlock adjust elastic to match the size of your dog's upper neck. Lock in place.
- From then on, simply stretch the opening to put the Field Guard on and off.

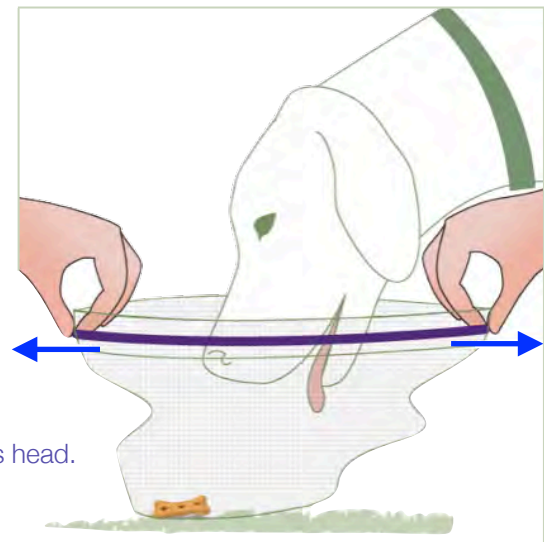
2. PUT ON THE DOG THE GENTLE WAY

Prepare the Field Guard

1. Cinch the elastic Field Guard opening to about the size of your dog's neck.
2. Throw a treat in the Field Guard.
3. Stretch the opening as far open as possible.

This is the important part...Do not pull the Field Guard over his head

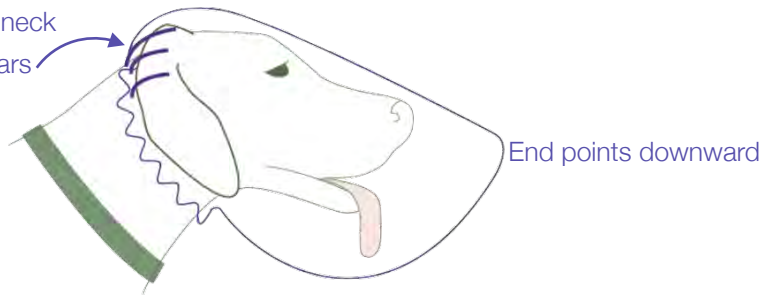
4. Hold the opening about 6" above, and parallel, to the ground, under your dogs head.
5. He will put his head down into it, to get the treat.
6. Let the opening close gently and slowly, around his neck, just behind the ears



3. CORRECT POSITION

The position of the Field Guard on your dog is very important in creating a proper fit that ensures comfort.

Opening is at *upper neck*
Back cups behind ears



CORRECT Position



INCORRECT Position



Dog is wearing the same Field Guard in both pictures

4. STRAPS


tether the Field Guard to the dog's collar to help him through the short acceptance period.

For your dog's safety, the straps are designed to be quick release if the Field Guard becomes caught on something so the dog will not become entangled.


Adjust straps with slack as shown in the following images:



Gather Adjustment for Ears



For long ears:
Move gathers to **BOTTOM** of Field Guard opening.



For pricked ears:
Move gathers to **TOP** of Field Guard opening.

